


Proportional Similarities



 MathActive

Name _____


Date _____

Period _____

PROPORTIONALITY (a big word for a big idea!)


- 1) A student is making trail mix. Create a graph to determine if the quantities of nuts and fruits are proportional for each serving size listed in the table. If the quantities are proportional what is the constant of proportionality that defines the relationship?

Serving Size	1	2	3	4
Cups of nuts	1	2	3	4
Cups of fruit	2	4	6	8



2) The table below gives the price for different numbers of books. Do the numbers in the table represent a proportional relationship? Prove your answer with a graph. Circle the point where you can see the unit rate on your graph.

# Books	Price
1	\$ 3
3	9
4	12
7	18



3) Tess rides her bike at 12 mph. Create a table and then a graph to illustrate this. Explain why or why not this is a proportional relationship.

