

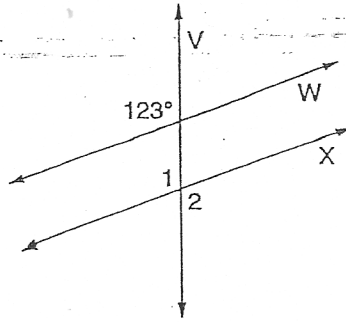
Pre-Algebra
Angle Measurements

Use the information given to find the measure of each angle.

A. X is parallel to W.

$\angle 1 =$ _____

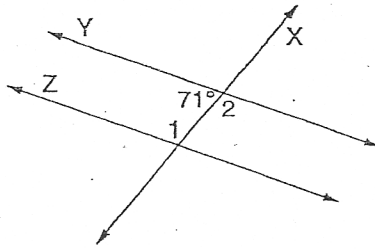
$\angle 2 =$ _____



B. Y is parallel to Z.

$\angle 1 =$ _____

$\angle 2 =$ _____



C. B is parallel to C.

D is parallel to E.

$m\angle 1 = 53^\circ$

$\angle 2 =$ _____

$\angle 3 =$ _____

$\angle 4 =$ _____

$\angle 5 =$ _____

$\angle 6 =$ _____

$\angle 7 =$ _____

$\angle 8 =$ _____

$\angle 9 =$ _____

$\angle 10 =$ _____

$\angle 11 =$ _____

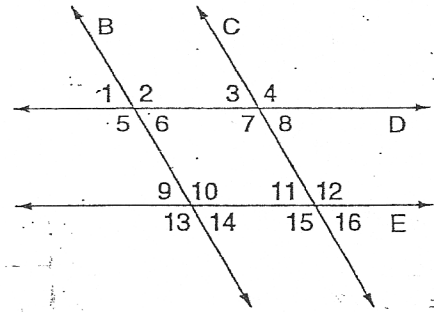
$\angle 12 =$ _____

$\angle 13 =$ _____

$\angle 14 =$ _____

$\angle 15 =$ _____

$\angle 16 =$ _____



D. R is perpendicular to U.

S is parallel to T.

$m\angle 1 = 39^\circ$

$\angle 2 =$ _____

$\angle 3 =$ _____

$\angle 4 =$ _____

$\angle 5 =$ _____

$\angle 6 =$ _____

$\angle 7 =$ _____

$\angle 8 =$ _____

$\angle 9 =$ _____

$\angle 10 =$ _____

$\angle 11 =$ _____

$\angle 12 =$ _____

$\angle 13 =$ _____

