

Name _____

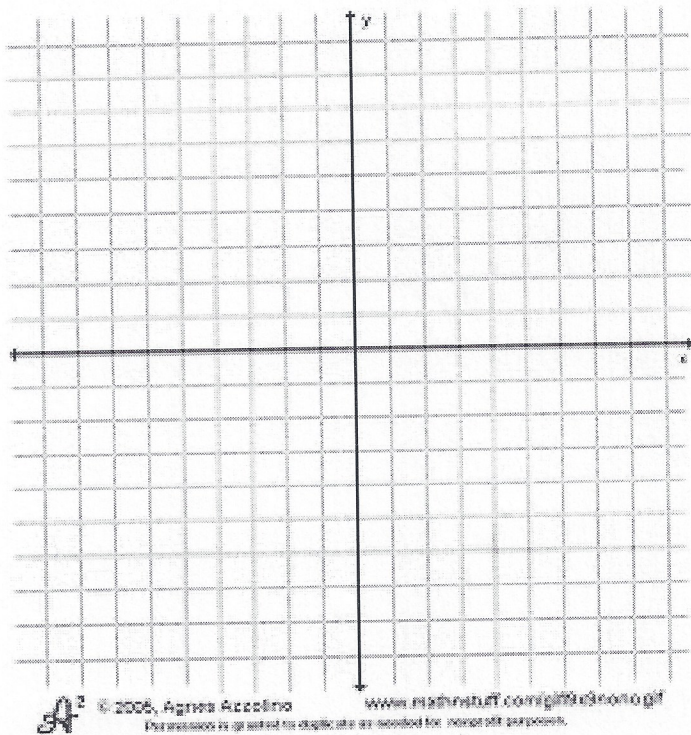
Date _____

Graphing Linear Equations

Use the equations to create a function table. Graph the ordered pairs on the coordinate plane and then tell what type of slope each line has.

1) $y = 2x + 4$

| x | Equation | y | (x,y) |
|-----|----------|-----|---------|
| | | | |
| | | | |
| | | | |
| | | | |
| | | | |



Slope: _____

2) $y = 5x - 3$

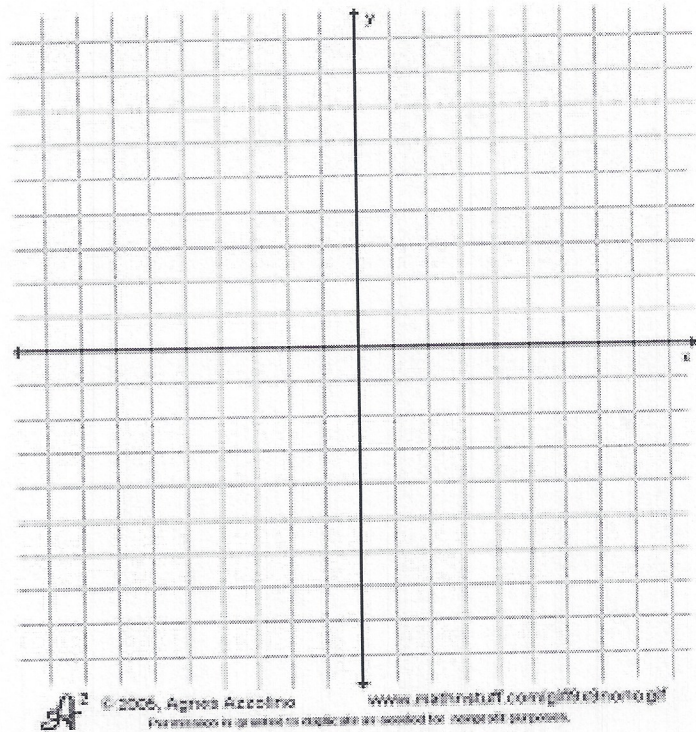
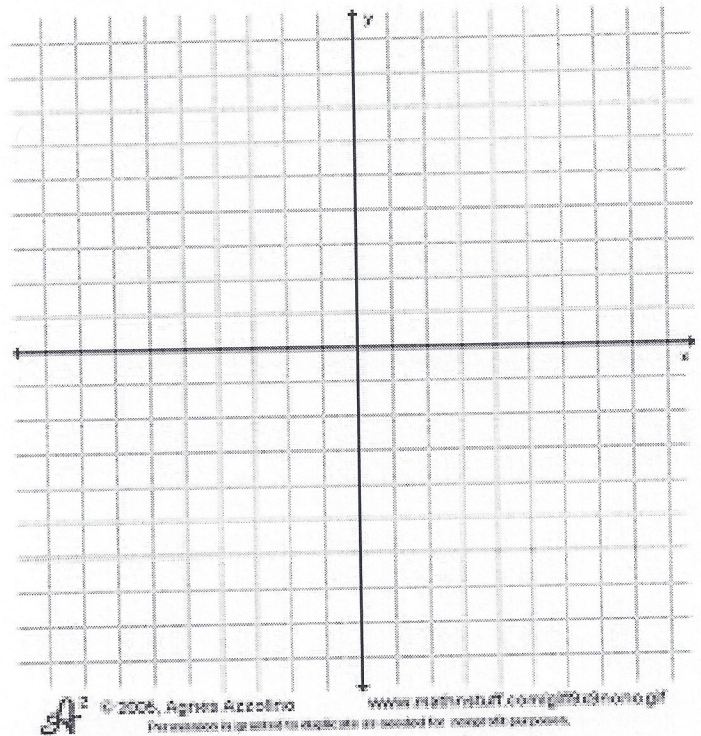
| x | Equation | y | (x,y) |
|-----|----------|-----|---------|
| | | | |
| | | | |
| | | | |
| | | | |
| | | | |

Slope: _____

3) $y = -3x + 1$

| x | Equation | y | (x,y) |
|-----|----------|-----|---------|
| | | | |
| | | | |
| | | | |
| | | | |
| | | | |

Slope: _____



4) $y = -2x + 6$

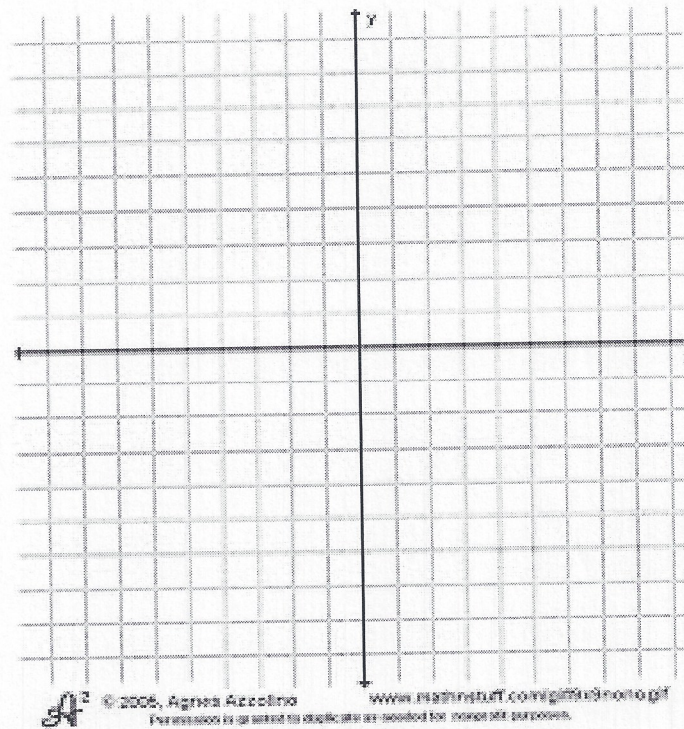
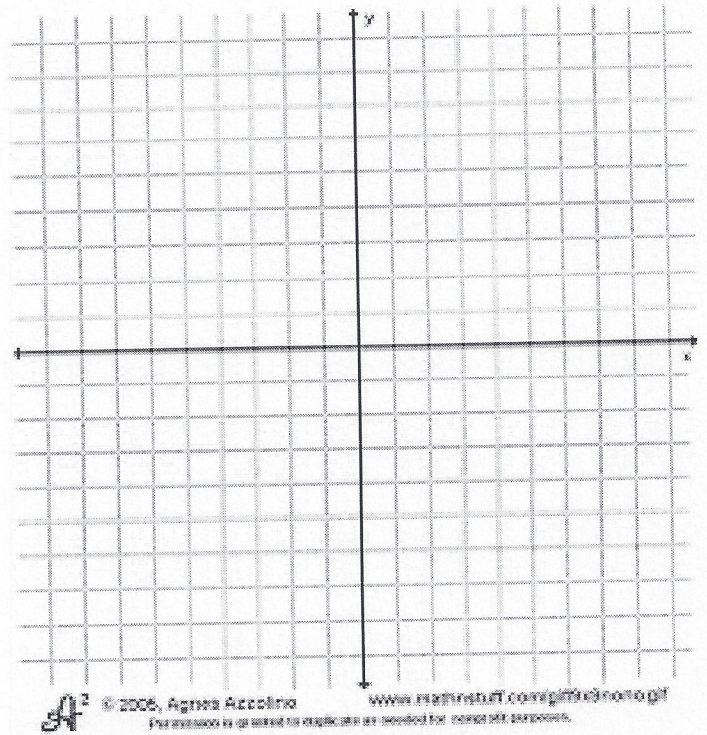
| x | Equation | y | (x,y) |
|-----|----------|-----|---------|
| | | | |
| | | | |
| | | | |
| | | | |
| | | | |

Slope: _____

5) $y = -x + 5$

| x | Equation | y | (x,y) |
|-----|----------|-----|---------|
| | | | |
| | | | |
| | | | |
| | | | |
| | | | |

Slope: _____



6) $y = 6x - 5$

| x | Equation | y | (x,y) |
|---|----------|---|-------|
| | | | |
| | | | |
| | | | |
| | | | |
| | | | |

Slope: _____

7) $y = \frac{3}{4}x - 3$

| x | Equation | y | (x,y) |
|---|----------|---|-------|
| | | | |
| | | | |
| | | | |
| | | | |
| | | | |

Slope: _____

